


Auger-Fed Granulator

Reversing flight of the continuous welded auger screw prevents annoying wrap around of the runners before entering the cutting chamber




3 slanted rotor knives and 2 counter-slanted bed knives create a unique shearing action that eliminates jamming in the chamber while producing cleaner, more uniform granulate



Oversized auger and infeed openings can be customized to suit your application



Lockout chain and emergency stop push button mounted at end of auger trough for added safety



Heavy-Duty Auger Provides Years Of Dependable Service

Cumberland Auger-fed granulators feature a low profile design with an exclusive screen drawer and hinged lid, which provide complete chamber access for quick, easy cleanout. The slant chamber design provides tangential feed from 3 plate molds, robots/sprue pickers, or parts separators. A full range of options are available

to meet a variety of scrap recovery needs. Custom engineering and design services are available to analyze and provide specific designs when necessary, such as arrangements for robot or separator interface. Our fully equipped Customer Service Laboratory is available for testing and application assistance.

Auger-Fed Granulator

Standard Features

- IEC motor controls installed in ergonomic NEMA 12 enclosure
- Sequenced starting with individual start/stop pbs with status lights
- Auger reversing drum switch
- Hinged chamber access lid with clear viewpoint
- Gear reducer and chain/sprocket auger drive
- Multiple V-belt rotor drive
- Electro-mechanical interlocks for chamber access
- Full range of guarded infeed chutes to suit applications
- Auger speed is 70 RPM torque applications

Available Options

- Leg extensions
- Oversized collection bin
- Bin level monitor
- RPM counter
- Scissor cut knife arrangement
- Wear/abrasion resistance
- Reduced auger speed
- Increased or decreased auger length
- Standard or custom engineered auger infeed chutes

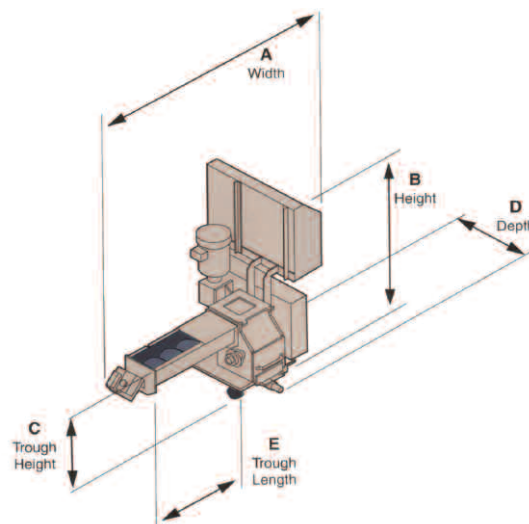
Specifications

Model	Motor HP	Auger HP	Throat Size	Auger Feed Opening*	Shipping Weight
6x8	3.5	1	6" x 8"	7" x 14"	650 lbs.
8x12	5, 7.5	2	8" x 12"	10" x 24"	1300 lbs.
12x16	10, 15	3	12" x 16"	15" x 27"	2400 lbs.

*Auger-Fed granulators must be guarded to prohibit inadvertent access to the moving auger. For outside of the press applications, the auger feed chutes dimensioned above provide minimum operator-safe distances from point of feed. Customer furnished chutes must adhere to these minimum dimensions. For interface to conveyors, separators, or other outside of the press equipment, consult factory for specific recommendations.

Model	A	B	C	D	E
6x8	55"	49.25"	18"	28"	20.75"
8x12	81.5"	57"	25.25"	34.5"	43.5"
12x16	87.5"	68.5"	32.25"	48"	44"

Dimensions shown are approximate and subject to change without notice.



CORPORATE HEADQUARTERS

2900 S. 160th Street
New Berlin, WI 53151
TEL: (262) 641-8600
FAX: (262) 641-8653
www.cumberland-plastics.com

REGIONAL SERVICE CENTERS (800) 229-2919

ACS Tech Center
4100 Market Place
Flint, MI 48507
TEL: (810) 720-7300
FAX: (810) 720-2598

ALL DATA SUBJECT TO CHANGE WITHOUT NOTICE

©2010 Cumberland Engineering

Bulletin CG1-110.2